





Châtelaine chart updates

This is a list of errors that have been found in some of the charts and materials lists. We know that it is by no means exhaustive and things are added to it periodically. There will be a separate list of changes for the crystals used in the designs now that Swarovski crystals are becoming unavailable. For now, please have a look at this list: https://chatelaine.de/wp-content/uploads/2021/06/Preciosa-VS-Swarovski_Color-Equivalents.pdf

We want to thank the stitchers who have helped in the compiling of this list: those from the original message boards and original Châtelaine Gallery; those from Facebook and those who have contacted us directly. Your help is much appreciated.

<i>A-Mazing Art Nouveau Lillies (ONL 216)</i>	In the sections that contain the eight lilies around the centre, there are some empty spaces. Work these using Waterlilies 316 (Crème Fraiche).
	In these same areas, there are green symbols that look out of place. These should also be worked using Waterlilies 316 (Crème Fraiche).
<i>A-Mazing Earth to Universe Kaleidoscope (ONL 209)</i>	The entire rim of the outer curved sections should be backstitched using Rainbow Gallery PSL 153 (Classic Blue 2).
	Rainbow Gallery PB28 Rose Silver has been renamed Powder Pink.
	In some materials lists/charts, there are errors in the calculations for the Rainbow Gallery and Needlepoint Inc threads needed. Please check updated materials list at https://chatelaine.de/updated-material-lists/
<i>A-Mazing Lavender Garden Kaleidoscope (ONL 190)</i>	The long diamond eyelets in the corners should be worked using one strand of Dinky Dyes 136 (Sea Grass). Ignore the two cross stitches of the same colour that appear under the diamond eyelets, these are a charting error.
<i>A-Mazing Marie Antoinette's Rose Garden Kaleidoscope (ONL 205)</i>	Delica bead DB1849 (Duracoat Galvanised Magenta): design needs 128 pieces not 72 as indicated on some materials lists.
	Rainbow Gallery PB35 Dark Gold has been renamed Light Antique Gold.
	In some materials lists, there are errors in the calculations for the Rainbow Gallery threads needed. Please check updated materials list at https://chatelaine.de/updated-material-lists/
<i>Alhambra Garden Mandala (CHAT027)</i>	Bugle bead 44-57 has been renamed DBL1-452 (Metallic Dark Blue Iris).
	Some materials lists/charts list bead DB0561 by mistake, this should be DB0426 (Galvanised Dark Mint Green).

<i>Alpine Garden Mandala (CHAT 045 / ONL 005)</i>	In some materials lists/charts, there are errors in the calculations for the Needlepoint Inc and Gloriana threads needed. Please check updated materials list at https://chatelaine.de/updated-material-lists/
<i>Arabian Walled Garden (ONL 094)</i>	The symbols for two crystals have been transposed. Symbol 'c' should be changed to symbol 'e' and vice versa.
<i>Autumn Knotgarden Mandala (ONL 071)</i>	Rainbow Gallery PB35 Dark Gold has been renamed Light Antique Gold.
<i>Autumn Watergarden Mandala (CHAT 098 / ONL 027)</i>	Rainbow Gallery PB35 Dark Gold has been renamed Light Antique Gold.
<i>Beaded Butterfly Tile (ONL 118)</i>	Bugle bead 44-36 has been replaced by DBL1-020 (Silver Lined Dark Sapphire).
<i>Beaded Dragonfly Tile (ONL 116)</i>	Bugle bead 44-36 has been replaced by DBL1-020 (Silver Lined Dark Sapphire).
	Rainbow Gallery PB35 Dark Gold has been renamed Light Antique Gold.
<i>Beaded Hummingbird Tile (ONL 117)</i>	Bugle bead 44-57 has been renamed DBL1-452 (Metallic Dark Blue Iris).
<i>Beaded Peacock Tile (ONL 128)</i>	Bead DB1006 has been listed for two symbols. The % symbol should be the Delica bead DB0042 (Silver Lined Gold) and 180 are needed.
	Rainbow Gallery PB35 Dark Gold has been renamed Light Antique Gold.
	Bugle bead 44-47 has been renamed DBL1-018 (Silver Lined Aqua).
<i>Beaded Scarab Tile (ONL 161)</i>	Bugle bead 44-57 has been renamed DBL1-452 (Metallic Dark Blue Iris).
	Rainbow Gallery PB35 Dark Gold has been renamed Light Antique Gold.
<i>Beaded Toadstool Tile (ONL 169)</i>	Bugle bead 1765 has been renamed DBL1-258 (Chartreuse AB).
<i>Bird Tapestries (ALL)</i>	DMC 310 (Black) is missing from the materials list. It is represented by this symbol. 
	There are some symbol/bead overlay errors in the tapestry borders. All the Jessica stitches in the borders are the same and should be filled with bead DB0103 (Dark Topaz Rainbow Gold Lustre).
<i>Bird Tapestry: Kingfisher (ONL 112)</i>	The symbol for the water is a half cross stitch worked using Gloriana 192 (Peacock Blue). See the instructions for details of how to stitch these.

<p>Blue Moroccan Lace Mandala (ONL 180)</p>	<p>The instructions for the Woven Stitch grid are missing. Please see the image below. This should be worked using two strands of Waterlillies 207 (Bermuda Reef).</p>  <p>In the areas where the first dense Rhodes stitches appear, there should be a continuous line of '+' symbols travelling around the '2' symbol and large 'n' symbols. The charting for the north section is correct, there are errors in the east, south and west areas where the large 'n' has been charted instead of the '+'. Tila bead 19120 has been renamed TL-2008 (Matte Metallic Patina Iris). In some materials lists/charts, there are errors in the calculations for the Rainbow Gallery and Gloriana threads needed. Please check updated materials list at https://chatelaine.de/updated-material-lists/</p>
<p>Butterfly Lace Mandala (ONL 079)</p>	<p>The first four Rhodes stitches from the centre (in each corner) should be worked using Dinky Dyes 068 (Ocean Pines). All lines of the small blackwork butterflies on the outer border should be worked using one strand of Gloriana 017 (Deep Blue Sea) Bugle bead 44-42 has been renamed DBL1-003 (Silver Lined Gold). In some materials lists/charts, there is an error for the number of Lt Azore AB 2x bicones needed. This should be 12 bicones. Please check updated materials list at https://chatelaine.de/updated-material-lists/ On some charts, WL 244 (Olive Grove) is shown for two different symbols. WL 244 should be used for the 'blank' square symbol and GLO 116 (also called Olive Grove) should be used for the two-tone square symbol.</p>
<p>Caribbean Mandala (MYSTERY XII)</p>	<p>Some chart instructions incorrectly list Gloriana 032 instead of 023 (Velvet Night Sky).</p>
<p>Chinese Garden Mandala (ONL 062) /cont on next page</p>	<p>The Rice stitches in the centre temple roof should be worked using Gloriana 195 (Delicate Teal), not Gloriana 159 as listed in the instructions. The innermost petal for the corner flowers should be worked using Eterna 0400 (DMC 3770), not Eterna 0420 as listed in the instructions. Rainbow Gallery PB35 Dark Gold has been renamed Light Antique Gold.</p>

Chinese Garden Mandala (ONL 062) /cont	Eterna Silks have been discontinued and can be replaced by DMC threads. Please check updated materials list at https://chatelaine.de/updated-material-lists/
	In some materials lists/charts, there are errors in the calculations for the Thread Gatherer threads needed. Please check updated materials list at https://chatelaine.de/updated-material-lists/
Christmas Mandala Mystery (ONL 211)	Rainbow Gallery Wisper thread W120 has been discontinued. The recommended replacement is W133 (Silver Fox).
	Bugle bead 44-42 has been renamed DBL1-003 (Silver Lined Gold).
Deep Blue Sea Mandala (MYSTERY XV)	There are gaps in the some of the oysters – this is a charting error. These should be stitched with the thread used for symbol 'E'.
Desert Mandala (ONL 030)	The design for Zuni bear has some blackwork lines missing. Jerri Kay Jimenez has very kindly recharted this and allowed us to use it. You can download the pdf at https://chatelaine.de/updated-material-lists/
	On the left-hand outer edge of the design, nine stitches down from the centre, there is an overlapping symbol. This should be worked using the bead for symbol '7'.
	Some materials lists/charts have listed that two skeins of Thread Gatherer 181 (Golden Pines) are needed and one skein of 176 (English Ironstone) is needed. These should be the other way around: 181 needs one skein and 176 needs two skeins.
	The dream catcher is charted slightly off centre intentionally as a design choice by Martina. It can be centered by moving the entire design five spaces to the left if desired.
	In some materials lists/charts, there are errors in the calculations for the DMC and Thread Gatherer threads needed. Please check updated materials list at https://chatelaine.de/updated-material-lists/
Desert Night Tent Mandala (MYSTERY XIX)	In some materials lists/charts, there are errors in the calculations for the Rainbow Gallery threads needed. Please check updated materials list at https://chatelaine.de/updated-material-lists/
Dragonfly Lace Mandala (ONL 115)	In some materials lists/charts, there are errors in the calculations for the Gloriana threads needed. Please check updated materials list at https://chatelaine.de/updated-material-lists/
Egypt Garden (CHAT 044)	Instructions list GLO 040 to be used for the blackwork pattern for the Far Away Palm Forest. This should be GLO 049 (Wood Pond).
Embroidered Elegance 1 (ONL 119)	Bead DB0512 has been discontinued and should be replaced with DB0545 (Silver Blue Gold Iris Palladium Plated AB).
Evening in the Park (CHAT 043)	Thread Gatherer SNC 149 (Cherub Cheeks) has been discontinued and should be replaced with SNC 1011 (Shell Stone).
	The instructions list Gloriana Princess Petite Perle 049 to be used for the diamond eyelets in the corners. This is an error and these should be stitched with 144 (Wood Pond Frost).
	Part 8 is not marked as such, neither is part 11. There are no separate instructions for these but the chart is complete, the parts are just a bit longer.
	Bead DB0512 has been discontinued and should be replaced with DB0545 (Silver Blue Gold Iris Palladium Plated AB).

<i>Frosty Knotgarden (ONL 035)</i>	Instructions are missing for the backstitching of the large leaves. These should be worked using Rainbow Gallery PB47 (Ice).
	The Algerian Eyes should be worked using Thread Gatherer SNC 106 (Lavender Haze), not SNC 018 as listed in the instructions.
	Bugle bead 44-47 has been renamed DBL 1-018 (Silver Lined Aqua).
<i>Herbularius Garden Mandala (ONL 072)</i>	Eterna Silk ET 4220 has been discontinued and can be replaced with DMC 987.
	For the four square gardens, instructions for the stems of the flowers within the grass are missing. These should be stitched using Gloriana (117 Elizabethan Green).
	For the top left and top right square gardens, instructions for outlining the inner border and the corners are missing. These should be stitched with PB35 (Light Antique Gold).
	Rainbow Gallery PB35 Dark Gold has been renamed Light Antique Gold.
<i>Heritage Sampler (CHAT 067)</i>	In the cherries band, the last cherry motif is off by one stitch. The whole motif need to be moved one stitch to the left to line up with the others.
<i>Holland Mandala (ONL 022)</i>	Bugle bead 44-47 has been renamed DBL 1-018 (Silver Lined Aqua).
	The + symbol should be worked using NPI 813 (or DMC 3841), not NPI 821 as indicated on some charts. This will mean there are two symbols for the thread NPI 813 which is correct.
	Some charts are missing the instructions for backstitching the inner edge of the outside border. This should be worked using PB35 Light Antique Gold (was Dark Gold).
	The sails on the windmills should be stitched using two strands of the specified thread.
	The Rice Stitches should be worked using WL 68 Mediterranean, not WL 58 as specified in some instructions.
	Rainbow Gallery PB35 Dark Gold has been renamed Light Antique Gold.
<i>Hummingbird Lace Mandala (ONL 042)</i>	Bugle bead 44-47 has been renamed DBL 1-018 (Silver Lined Aqua).
<i>Hydrangea Autumn Fog Mandala (ONL 107)</i>	Bead DB0512 has been discontinued and should be replaced with DB0545 (Silver Blue Gold Iris Palladium Plated AB).
<i>Illuminated Medieval Sampler (CHAT 059/ONL 009)</i>	Pink 'T' symbol missing from the key. It should be stitched in DMC 760.
	In some materials lists/charts, there are two threads missing. DMC 3011 and Waterlilies 214 (St Tropez) are both needed for this design.
<i>Indian Summer Reflections (CHAT 040) /cont on next page</i>	Backstitched vines in between the over-one leaves should be stitched using Gloriana 117 (Elizabethan Green).
	Correction to the original part 1: the Rhodes stitches and eyelets should be backstitched using the same colour.
	The Algerian Eyes should be worked using Gloriana 049 (Wood Pond), not Gloriana 040 as listed in the instructions.

<i>Indian Summer Reflections (CHAT040) /cont</i>	Vicky Clayton Silks have been discontinued and can be replaced by DMC threads. Please check updated materials list at https://chatelaine.de/updated-material-lists/
<i>Irish Mandala (ONL 176)</i>	Instructions for the grasses in the corners with the crosses and roses are missing. Stitch the darker green grass using one strand of Gloriana 117 (Elizabethan Green). Stitch the lighter green grass using one strand of Gloriana 200 (Leaf Green).
<i>Japanese Garden Mandala (CHAT049)</i>	The Rhodes stitches on the Tori roof should be stitched using Thread Gatherer SNC 038 (Rusty Amber), not Thread Gatherer SNC 938 as listed in the instructions.
	Bonsai pots: the speciality stitch is a Rhodes stitch worked with two strands of Thread Gatherer SNC 188 (Coastal Seaweed), then backstitched using Rainbow Gallery PH01 (Hi Gloss Gold).
	The Satin stitches in the decorative frame around the corner ornaments should be worked using Gloriana 108 (Monet's Pond Green), not Gloriana 018 as listed in the instructions.
<i>Japanese Octagon Box (CHAT055/ONL 011)</i>	All the clouds are worked using Needlepoint Inc 152. The clouds may vary from panel to panel.
<i>Japanese Zen Moss Garden Mandala (ONL 123)</i>	The symbol for Delica bead DB0906 (Sparkling Purple Lined Crystal) is missing; this should be '5'.
	Some materials lists/charts list that only four Light Sapphire AB bicones are used, eight are needed for the design.
	The symbol 'D' on top of the goldfish pond should be a 4mm Crystal AB cube.
	Bugle bead 44-57 has been renamed DBL1-452 (Metallic Dark Blue Iris).
<i>Konstantinople Hamam Mandala (ONL 053)</i>	The blue half circles should be stitched using DMC 792.
<i>Lilac Lights (ONL 136)</i>	The small yellow 'j' symbol should be worked using Rainbow Gallery PB54 (Vatican Gold).
	The 'railroad track' symbol in the flower centres should be worked using Gloriana 072 (Sierra Haze).
<i>London Gardens Mandala (ONL 147)</i>	In some materials lists/charts, there are errors in the calculations for the Rainbow Gallery threads needed. Please check updated materials list at https://chatelaine.de/updated-material-lists/
<i>Medieval Town Mandala (CHAT047)</i>	In some materials lists/charts, there is an error for the number of beads DB0125 needed. This should be 352 beads. Please check updated materials list at https://chatelaine.de/updated-material-lists/
	In some materials lists/charts, there are errors in the calculations for the Needlepoint Inc, Waterlillies, Thread Gatherer and Rainbow Gallery threads needed. Please check updated materials list at https://chatelaine.de/updated-material-lists/

Mini Mandalas 2-C (CHAT 038)	The water above each of the fountains should be stitched using NPI 823 (Ultramarine Dark).
	Each of the fountains should be outlined using PB26 (Aztec Gold).
Mushroom and Fern Mandala (ONL 160)	The bottom Barghello stitches should be worked using Waterlillies 066 (Jade), not Waterlillies 067 as listed in the instructions.
	The symbol of a bottom right-hand quarter stitch/triangle is missing from key. This should be stitched using DMC 814. Please note, this symbol is reversed on the black and white version of the chart.
	In some materials lists/charts, there are errors in the calculations for the Rainbow Gallery threads needed. Please check updated materials list at https://chatelaine.de/updated-material-lists/
The Nymphs (MYSTERY XVII)	The 3x3 squares near the corners of the centre square should be Rhodes stitches worked using Rainbow Gallery PB10 (White Pearl) and backstitched using Rainbow Gallery PB02 (Arctic Gold).
	The large waterlilies in the corners should be backstitched as follows: upper left using DMC 945; upper right using DMC 402; lower left using DMC 402; lower right using DMC 3326.
Octopus Treasure Cave (ONL 089)	Some of the backstitching lines are missing on the anemone. The entire anemone should be backstitched.
	Bead DB0502 has been discontinued and should be replaced with DB0541 (Spectrum Gold Palladium Plated AB).
Outlander Alpine Garden (ONL 005A)	In some materials lists/charts, there are errors in the calculations for the DMC, Thread Gatherer, Gloriana and Rainbow Gallery threads needed. Please check updated materials list at https://chatelaine.de/updated-material-lists/
Peacock Garden Mandala (MYSTERY XIII)	Bugle bead 44-47 has been renamed DBL1-018 (Silver Lined Aqua).
Poison Garden (ONL 177)	Some materials lists/charts have listed the wrong number of Crystal AB 2x and Peridot AB 2x bicones. The design uses 16 Crystal AB 2x and 28 Peridot AB 2x.
	Some charts are missing the crystals in three of the outer corners. Match/mirror the crystal placement as necessary.
	For the garden in the bottom RIGHT corner of the design, the instructions for the Algerian Eyelets are missing. These should be worked using two strands of WL 121 (Evergreen).
	For the garden in the bottom LEFT corner of the design, the instructions for the Algerian Eyelets are missing. These should be worked using two strands of WL 121 (Evergreen).
	The yellow backstitch line in the corners below the over-one garland should be worked using Rainbow Gallery PB40 (Egyptian Gold).
	Rainbow Gallery PB35 Dark Gold has been renamed Light Antique Gold.
Polar Mandala (ONL 104)	Some materials lists/charts list that only four Crystal AB 8mm flowers are used, eight are needed for the design.
	Bugle bead 44-47 has been renamed DBL1-018 (Silver Lined Aqua).

***Pomarium Mandala
(ONL 121)***

The photograph is rotated 90 degrees counterclockwise. The purple plum and the yellow pear should be at the top. This will be important for instructions describing 'right upper corner' etc.

Rainbow Gallery PB35 Dark Gold has been renamed Light Antique Gold.

In some materials lists/charts DMC 310 is not included, it is needed for this design.

Where Rainbow Gallery PB36 is mentioned, this should be PB35 Light Antique Gold.


Where Dinky Dyes DD203 is mentioned, this should be DD206 Mud Flats.

Where WL0679 is mentioned, this should be WL067 Celadon.

The Jessica stitches above the portals should be worked using Waterlillies 085 Emerald.

Some charts have Prunus insititia spelled incorrectly.



There are some stitches missing or mischarted in the sections below. Complete these to match each other and create the mandala effect.



upper right




upper left

Rainforest Mandala (ONL 157)	<p>There are two symbols shown to use Dinky Dyes 076 (Jacob's Ladder). This is a charting error but both symbols should be worked using this thread.</p>
	<p>The design needs more Delica bead DB0077 (Blue Lined Crystal AB) than is listed in the materials list. If you work the pattern from the center out, you will run out at the blue frog. Another blue can be easily substituted or you may want to purchase additional DB0077 beads.</p>
	<p>Delica bead DB1505 has been renamed DB1506 (Opaque Light Mint AB).</p>
	<p>Bugle bead 44-46 has been renamed DBL1-016 (Kelly Green).</p>
	<p>Design is best stitched on 28ct fabric, rather than 32ct, due to the density of some of the beading.</p>
Rome Garden and Mosaic Mandala (ONL 188)	<p>Parts of the Temple of Saturn are missing. Lana Trezise Azar has very kindly recharted these areas and allowed us to use them.</p> <p>Temple of Saturn Suggestion (1)</p>  <p>Temple of Saturn Suggestion (2)</p> 

<i>The Rosarium (ONL 166)</i>	Stems for the purple flowers that are at the bottom of the arches should be worked using Gloriana 117 (Elizabethan Green).
	In some materials lists/charts, there are errors in the calculations for the Gloriana and Rainbow Gallery threads needed. Please check updated materials list at https://chatelaine.de/updated-material-lists/
<i>Rose Lights (CHAT 033)</i>	Mill Hill rose treasures have been discontinued and will need to be replaced with treasures of your choice.
<i>Royal Tudor Mandala (ONL 187)</i>	The windows within the blackwork sections contain small ornaments within the 'colour-intense curtains'. Only these ornaments should be backstitched using Rainbow Gallery PB40 (Egyptian Gold).
	The red and green crowns erroneously have some charted blue half stitches. Ignore these and use the main crown colour.
	Rainbow Gallery PB35 Dark Gold has been renamed Light Antique Gold.
	In some materials lists/charts, there are errors in the calculations for the Gloriana, Needlepoint Inc and Rainbow Gallery threads needed. Please check updated materials list at https://chatelaine.de/updated-material-lists/
<i>Scotland Mandala (ONL 158)</i>	Bugle bead 985 has been listed in error on some materials lists. The correct bugle bead is DBL 1-018.
	In some materials lists/charts, there are errors in the calculations for the Gloriana and Rainbow Gallery threads needed. Please check updated materials list at https://chatelaine.de/updated-material-lists/
<i>Serengeti Mandala (ONL 092) /cont on next page</i>	Correction to the original part 11: In the hanging small ornaments work Rhodes Stitches using Gloriana Perle 076 (Apricot Grove) into every hole. Moisten the Perle a bit so it will 'behave' – the sheen will reappear once it has dried again. In the diagonal areas stitch Algerian Eyelets using one strand of Gloriana 067 (Rain Forest) into every hole.
	Work the Woven Scotch stitches using one strand of Gloriana Florimell 114 (Red Clay). Work the Rice stitches using one strand of Gloriana 067 (Rain Forest) and the centre tacking stitch using Rainbow Gallery PB35 (Light Antique Gold)
	Work the Diamond Eyelets in the diagonals using two strands of Dinky Dyes 194 (Jungle Green) in every second hole.
	Rainbow Gallery PB35 Dark Gold has been renamed Light Antique Gold.
	Bugle bead 44-47 has been renamed DBL 1-018 (Silver Lined Aqua).

Serengeti Mandala (ONL 092) /cont	Bugle bead 44-57 has been renamed DBL1-452 (Metallic Dark Blue Iris).
	In some materials lists/charts, there are errors in the calculations for the Gloriana threads needed. Please check updated materials list at https://chatelaine.de/updated-material-lists/
Seville Alcazar Garden Mandala (ONL 137)	In the very centre, work the Jessica stitches using DMC 703.
	Correction for the original part 4: Work the four Algerian Eyelets in the centre with two strands of Waterlillies 127 (Crystal Bay) in every other hole and frame with Rainbow Gallery PB57 (Avocado). Add Diamond Eyelets using two strands of Gloriana 067 (Rainforest).
	Rainbow Gallery PB35 Dark Gold has been renamed Light Antique Gold.
	Bugle bead 44-55 has been renamed DBL1-169 (Transparent Purple).
	The '@' symbol should be Delica bead DB1207 (Silver Lined Olive), not DB0274 as listed.
Sleeping Beauty Castle (ONL 095)	In some materials lists/charts, there are errors in the calculations for some of the threads needed. Please check updated materials list at https://chatelaine.de/updated-material-lists/
Sparkling Peacock Mandala (ONL 122)	Some materials lists/charts list that only four Vitrail Medium 6mm flowers are used, eight are needed for the design.
	Rainbow Gallery PB35 Dark Gold has been renamed Light Antique Gold.
	In some materials lists/charts, there are errors in the calculations for the Gloriana threads needed. Please check updated materials list at https://chatelaine.de/updated-material-lists/
Sparkling Swans Mandala (ONL 142)	The instructions indicate that some of the centre areas are backstitched using Rainbow Gallery PB42 (Autumn Orange). This is missing from some materials lists.
	There are no instructions for the large Jessica stitches in the middle. Use three strands of WL 214 (St Tropez), picking out only the blue strands.
	For the satin stitches, use three strands of WL 119 (Harbour Mist).
The Splendids – Blue no2 (ONL 175)	Bugle bead 44-47 has been renamed DBL1-018 (Silver Lined Aqua).
	Bead DB0032 has been discontinued and should be replaced with DB0038 (Palladium Plated).
Spring Knotgarden (ONL 061)	Bugle bead 44-44 has been renamed DBL1-012 (Light Amethyst).
Summer Garden (MYSTERY XVIII)	Bugle bead 44-84 has been renamed DBL2-451 (Hematite Metallic).
Summer Knotgarden (ONL 041)	The Jessica stitches in the lower left flower ornament should be worked using DMC 792, not DMC 789 as listed in the instructions.

Swan Lake Mandala (MYSTERY XIV)	The open diamond symbol on light beige background is missing from the key. It should be DMC 415.
	In the bottom over-one ballerina, the symbol '1' on a beige background is missing from the key. Suggestion is to work these using DMC 3770 or another flesh tone of your choice.
	The blue symbol with two parallel 45-degree lines used in the tutu is missing from the key. It should be worked using Waterlillies 128 (Sea Moss).
	The blue 'x' symbol in the ballerina headdress is missing. It should be worked using Waterlillies 128 (Sea Moss).
	Bugle bead 44-47 has been renamed DBL1-018 (Silver Lined Aqua).
	Rainbow Gallery PB35 Dark Gold has been renamed Light Antique Gold.
	Some materials lists/charts list that only eight Light Azore AB 2x 4mm bicones are used, 16 are needed for the design.
Sweet Garden of Elizabeth I (ONL 210)	Instructions for this design are incomplete due to Martina's untimely passing. There are areas where Swarovski 4mm bicones should be used but these are missing, so you can use your own creativity. You can also find help and suggestions on the Châteline Facebook group.
	Jacqueline Pelletier completed the design using the following 4mm bicone crystals and has kindly agreed that we can publish her suggestions. Hyacinth used for symbol '5'; Siam used for symbol '7'; Light Siam used for symbol '8'; Olivine used for the open diamond symbol; Fern Green used for syn 
	In each of the empty corners of the large frame stitch two Turquoise AB 2x 4mm bicones and one Scarlet AB 2x 4mm bicone.
	For the crowns, use a Crystal AB 4mm cube in the empty space at the top and for symbol '1', use a Crystal AB oval.
	Rainbow Gallery PB35 Dark Gold has been renamed Light Antique Gold.
	Thread Gatherer SNC 054 (Tapestry Green) is missing from some materials lists/charts. Two skeins are needed for the design. Please check updated materials list at https://chatelaine.de/updated-material-lists/
	In some materials lists/charts, there are errors in the calculations for the Caron Collection and Rainbow Gallery threads needed. Please check updated materials list at https://chatelaine.de/updated-material-lists/
Tahiti Mandala (ONL 127) /cont on next page	In the centre circle, where using Waterlillies 200 (Aquamarine) there is a symbol overlap. This should be symbol '4' which is the Delica bead DB1228 (Transparent Caribbean Teal Lustre).
	Outline the swimming turtles in black rather than the stated Petite Treasure Braid colour as it makes them easier to see.

Tahiti Mandala (ONL 127) /cont	Rainbow Gallery PB35 Dark Gold has been renamed Light Antique Gold.
	In some charts, the ferns are not shown as being symmetrical as there are incorrect symbols in them. Please look closely and alter accordingly.
	The backstitched turtles should all be identical but in some charts there are slight errors/changes. Please look closely and alter accordingly.
	Some materials lists/charts list that only 14 Light Sapphire AB 4mm bicones are used, 16 are needed for the design.
Taj Mahal Mandala (CHAT 039/ONL 003)	The Algerian Eyes above the windows should be worked in every other hole using two strands of Waterlillies 193 (Iced Lavender).
	The half cross stitches for the sky above the Taj roof should be worked using Dinky Dyes 011 (Coral Sea).
	The roof should be backstitched using Needlepoint Inc 753.
	Bead DB0510 has been discontinued and should be replaced with DB0543 (Violet Gold Iris Palladium Plated AB).
	Delica bead DB8-9994 has been discontinued. Suggested replacement is DB8-311 (Topaz Gold Lustre).
Tinctorium Mandala (ONL 155)	Bugle bead 1811 has been renamed DBL 1-018 (Silver Lined Aqua).
	In some materials lists/charts, there are errors in the calculations for the Dinky Dyes Silk Perle, Gloriana and Rainbow Gallery threads needed. Please check updated materials list at https://chatelaine.de/updated-material-lists/
Tuscany Town Mandala (CHAT 058/ONL 016)	Correction to the original part 2: the Jessica stitches should be worked using Needlepoint Inc 489.
	Bead DB0502 has been discontinued and should be replaced with DB0541 (Spectrum Gold Palladium Plated AB).
	Rainbow Gallery PB35 Dark Gold has been renamed Light Antique Gold.
Venice Mandala (ONL 034)	In the centre of the design, work the Rice stitches using Gloriana 017 (Deep Blue Sea) and the centre cross using Rainbow Gallery PB04 (Silver).
	Correction to the original part 5: the backstitching is black except for the bright green lines. These are vines and should be worked using Gloriana 200 (Leaf Green).
	Bead DB0512 has been discontinued and should be replaced with DB0545 (Silver Blue Gold Iris Palladium Plated AB).
Versailles Mandala (MYSTERY XX)	Rainbow Gallery PB35 Dark Gold has been renamed Light Antique Gold.
Vienna Mandala (CHAT 093/ONL 024)	Bead DB0510 has been discontinued and should be replaced with DB0543 (Violet Gold Iris Palladium Plated AB).

<i>Violet Patch Mandala (ONL 168)</i>	Bugle bead 44-60 has been renamed DBL1-454 (Metallic Dark Plum Iris).
	In some materials lists/charts, there are errors in the calculations for the Dinky Dyes Silk Perle, Gloriana and Rainbow Gallery threads needed. Please check updated materials list at https://chatelaine.de/updated-material-lists/
<i>Watergarden (CHAT022)</i>	Bead DB0510 has been discontinued and should be replaced with DB0543 (Violet Gold Iris Palladium Plated AB).
<i>White Nights in St Petersburg (CHAT057/ONL 114)</i>	Corrections to the original part 5: The steps should be backstitched using Rainbow Gallery PB37 (Dark Antique Gold). The Rhodes stitches should be worked using Thread Gatherer SNC 160 (Aged Antiquity).
<i>Winter Fairy (ONL 086)</i>	Bugle bead 44-47 has been renamed DBL1-018 (Silver Lined Aqua).
<i>Winter Watergarden Mandala (ONL 055)</i>	Bugle bead 44-47 has been renamed DBL1-018 (Silver Lined Aqua).