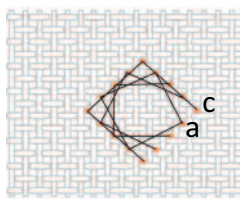
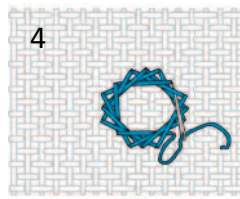
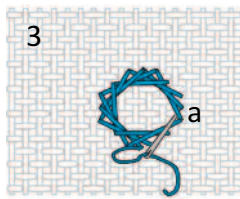
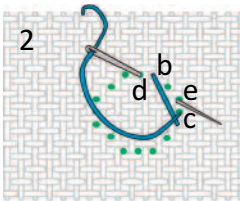
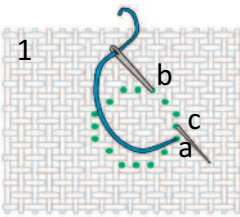


LEFT HAND



SQUARE JESSICA STITCH



JESSICA CRESCENT

JESSICA STITCH

This stitch is usually worked by counting threads on an evenweave fabric, but can be worked on any fabric.

It uses a series of straight stitches to create full circles (ROUNDED JESSICA STITCH) or arcs, and can be adapted to suit many shapes.

1. Bring the thread up at **a**. Count forwards by four holes and take the thread back down into the fourth hole, at **b**; bring the thread up at one hole forwards from your starting point, at **c**.
2. Take the thread forwards and down into the fourth hole, at **d**. Bring the thread back up one hole forwards from **c**, at **e**.
3. Continue working around until the fourth hole forwards returns you to starting point **a**.
4. From this point to the completion of the circle, take the needle under the existing threads in order to take the thread down at the fourth hole forwards.

To join a new thread: Take the thread down at the fourth hole forwards. Finish off at the back of the work. Bring a new thread up one hole forwards from where your last stitch started.

VARIATIONS:

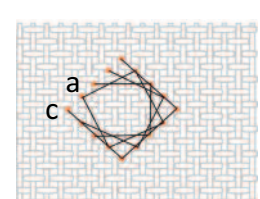

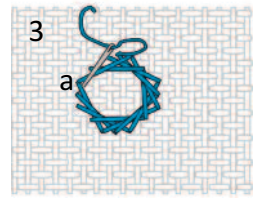
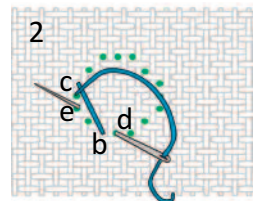
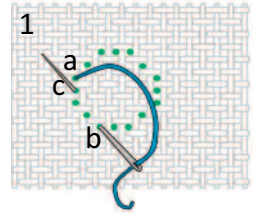
Work different shapes in exactly the same way, taking care to work the last parts of stitching under previous threads.

OPEN JESSICA STITCH is worked by leaving a space between each thread, instead of using every adjacent hole.

SQUARE JESSICA STITCH—Follow the steps above, taking the threads out to form a square.

JESSICA CRESCENT—Follow Steps 1 & 2 above, repeating until you have completed part or half of the circle.

RIGHT HAND



SQUARE JESSICA STITCH



JESSICA CRESCENT



This guide is for home use only and not for reproduction, or to be modified for commercial or manufacturing purposes in any medium, including charitable and fundraising enterprise, for which express written permission is required.

© Dizzy & Creative 2022, all rights reserved.